

打开浏览器输入 <https://career.cuhk.edu.cn/>，顶部菜单“升学指导”-“升学文书指导”-最下面

Temporary Note 可找到该文件。

## GRE 模考流程

### 1. 签到

1) 请取 3 张草稿纸、1 支笔，不够再举手要。

**2) 签到后取下自己名字对应的 Voucher Number。**

2. 自行选择电脑，打开电脑，用学生账号密码登录。

3. 登录模考网站（后文有图示）

未注册过 GRE 中国教育部的同学：

1) 打开 Chrome，输入网址：[www.ets.org/mygre](http://www.ets.org/mygre)。

2) 输入邮箱注册账号；完成后返回页面 Sign in。

已注册过 GRE 中国教育部的同学：

1) 打开 Chrome，输入网址：<https://gre-main.neea.cn/>。

2) 选择公网用户入口，登录自己的账号后，点击右方的个人信息栏**橙色键 ETS Account** 进去，再注册新的账号，最后返回到 ETS mygre 网站登录。

注：登录不成功，显示密码错误的同学尝试先清除浏览器数据，用不同的邮箱重新注册 ETS GRE 官网的账号，可以使用不同姓名生日。

3) 登录后，点击顶部菜单“Shop for Test Preparation”，向下滚动至“Practice Tests”页面。从 PowerPrep Plus Test 1 / 2 / 3 中任选一套，点击 Add to Cart → 点击右上角购物车结算。

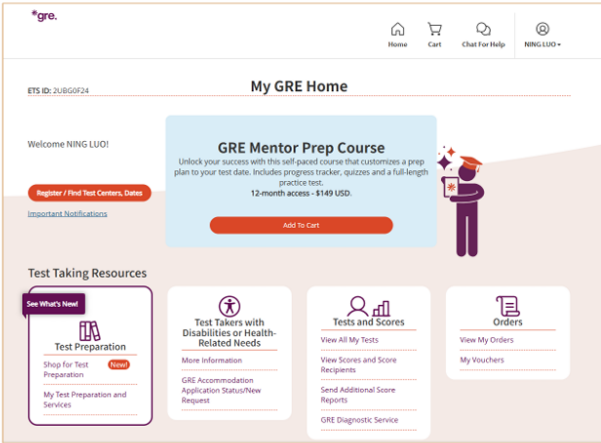
4) 在结算页输入 **Voucher Number**（区分大小写），点击 Apply 确认后，再点 Submit 完成支付。支付成功后，返回主页 → 点击“My Test Preparation and Services” → 找到已购套题 → 点击右侧“Go To Practice Test”进入考试系统。（**技术检查点 continue 后，不要勾选特殊需求**）

5) 开考。按指引开始考试，开考后不允许跳转到其它界面。

4. 考试结束后，请举手示意，监考助手登记、确认成绩后再离开。

6. 考试结果可以再次登录模考网站查看。

用账号密码登陆后，即可进入ETS GRE的个人页面



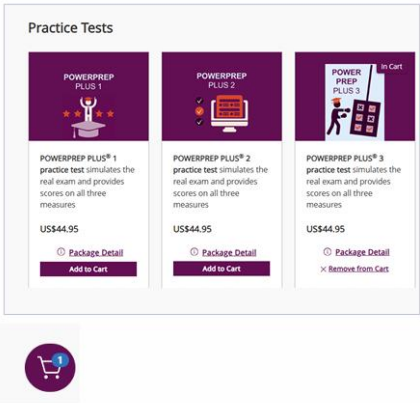
Copyright © 2024 by ETS. ETS, GRE, POWERPREP, POWERPREP PLUS and SCORE SELECT are registered trademarks of ETS in the United States and other countries. The Eight-Point logo and SCOREITNOW! are trademarks of ETS. All other trademarks are the property of their respective owners.



在账户内选择“Shop for Test Preparation”进入兑换页面



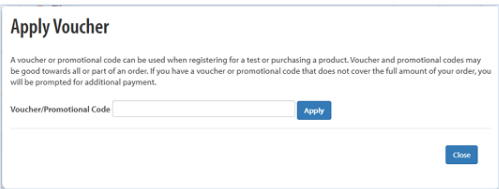
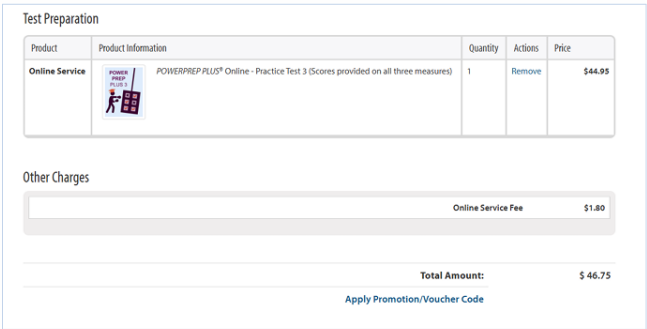
选择相应的PPP，加入到购物车，进入购物车结算



Copyright © 2024 by ETS. ETS, GRE, POWERPREP, POWERPREP PLUS and SCORE SELECT are registered trademarks of ETS in the United States and other countries. The Eight-Point logo and SCOREITNOW! are trademarks of ETS. All other trademarks are the property of their respective owners.



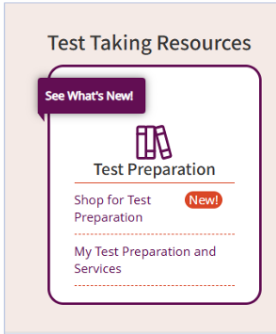
进入结算页面后，选择“Apply Promotion/Voucher Code”，输入Voucher Code，点击“Apply”



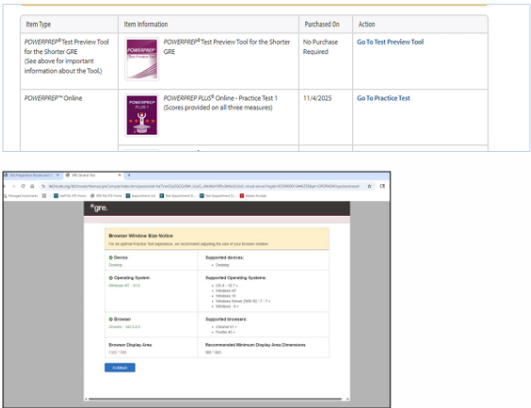
Copyright © 2024 by ETS. ETS, GRE, POWERPREP, POWERPREP PLUS and SCORE SELECT are registered trademarks of ETS in the United States and other countries. The Eight-Point logo and SCOREITNOW! are trademarks of ETS. All other trademarks are the property of their respective owners.



返回ETS GRE account  
([www.ets.org/mygre](http://www.ets.org/mygre))，选择“My Test Preparation and Services”



选择兑换好的PPP，点击“Go To Practice Test”后，会自动弹出技术检查窗口，点击“Continue”



Copyright © 2024 by ETS. ETS, GRE, POWERPREP, POWERPREP PLUS and SCORE SELECT are registered trademarks of ETS in the United States and other countries. The Eight-Point logo and SCOREITNOW! are trademarks of ETS. All other trademarks are the property of their respective owners.



输入姓名后点击“Launch Test”，之后开始模考

POWERPREP PLUS™ Online

Practice Test 1

Enter your first and last name in the following fields.

First Name:

Last Name:

☐ Select testing accommodations for this practice test.  
(For test takers with disabilities and health-related needs. Note: Selecting this checkbox will display additional options.)

Launch Test

Copyright © 2025 by Educational Testing Service. All rights reserved. ETS, GRADUATE RECORD EXAMINATIONS and GRE are registered trademarks of Educational Testing Service (ETS) in the United States and other countries. The Eight-Point logo is a trademark of ETS.

3 / 3